

TO: Dave Ruller
FROM: Angela Manley, Parks and Recreation Director
DATE: September 24, 2024
RE: Kent Parks and Recreation Donation

The Kent Parks & Recreation Department has received a donation in the amount of \$100.00 from Tree City Carvers to be put toward the planting of a memorial tree in the Kent parks in memory of George Davis.

Please request the necessary authorization from City Council to accept this donation and to allow Budget & Finance to appropriate the same amount to this account number (106-03-53-301-7420) in the Parks & Recreation Fund. Your attention to this matter is greatly appreciated!

CC:
Budget & Finance
Amy Wilkens, Clerk of Council
Kent Parks & Recreation Board



KENT FIRE DEPARTMENT MONTHLY INCIDENT REPORT SEPTEMBER 2024

FIRE INCIDENT RESPONSE INFORMATION

Summary of Fire Incident Alarms

City of Kent
Kent State University
Franklin Township
Sugar Bush Knolls
Mutual Aid Given

Total Fire Incident Alarms

Summary of Mutual Aid Received by Location

City of Kent
Kent State University
Franklin Township
Sugar Bush Knolls

Total Mutual Aid

CURRENT PERIOD			YEAR TO DATE		
2024	2023	2022	2024	2023	2022
74	78	81	647	779	649
37	38	44	223	236	256
16	9	15	155	166	143
0	0	0	4	5	0
8	3	3	86	53	38
135	128	143	1115	1239	1086

2024	2023	2022	2024	2023	2022
1	1	0	7	8	9
0	0	0	2	1	0
0	0	0	3	1	3
0	0	0	0	0	0
1	1	0	12	10	12

EMERGENCY MEDICAL SERVICE RESPONSE INFORMATION

Summary of Emergency Medical Service Responses

City of Kent
Kent State University
Franklin Township
Sugar Bush Knolls
Mutual Aid Given

Emergency Medical Service Responses

Summary of Mutual Aid Received by Location

City of Kent
Kent State University
Franklin Township
Sugar Bush Knolls

Total Mutual Aid

CURRENT PERIOD			YEAR TO DATE		
2024	2023	2022	2024	2023	2022
271	231	234	2195	2141	2221
64	42	55	320	219	210
57	52	51	399	439	444
1	0	3	9	15	8
9	3	11	88	40	34
402	328	354	3011	2854	2917

2024	2023	2022	2024	2023	2022
1	0	4	25	3	29
1	0	0	4	0	1
1	0	0	7	1	2
0	0	0	0	0	0
3	0	4	36	4	32

TOTAL FIRE AND EMERGENCY MEDICAL SERVICE RESPONSE INCIDENTS	537	456	497	4126	4093	4003
--------------------------------------------------------------------	------------	------------	------------	-------------	-------------	-------------

TOTAL ALL RESPONSES , INCLUDING MUTUAL AID	541	457	501	4174	4107	4047
---------------------------------------------------	------------	------------	------------	-------------	-------------	-------------

TOTAL ALL RESPONSES , INCLUDING MUTUAL AID	541	457	501	4174	4107	4047
---------------------------------------------------	------------	------------	------------	-------------	-------------	-------------

PARAMEDICINE PROGRAM RESPONSES*	14	3		117	125	
----------------------------------------	-----------	----------	--	------------	------------	--

TOTAL ALL RESPONSES	555	460		4291	4232	
----------------------------	------------	------------	--	-------------	-------------	--

* The Paramedicine Program began responses in August 2022

City of Kent Income Tax Division

September 30, 2024 Income Tax Receipts Comparison - (Excluding 0.25% Police Facility Receipts)

Monthly Cash Basis Receipts

Total receipts for the month of September, 2024	\$ 1,289,344
Total receipts for the month of September, 2023	\$ 1,241,696
Total receipts for the month of September, 2022	\$ 1,359,525

Year-to-date Receipts and Percent of Total Annual Receipts Collected

	Year-to-date Actual	Percent of Annual
Total receipts January 1 through September 30, 2024	\$ 13,776,804	76.73%
Total receipts January 1 through September 30, 2023	\$ 13,328,112	76.89%
Total receipts January 1 through September 30, 2022	\$ 12,300,565	82.86%

Year-to-date Receipts Through September 30, 2024 - Budget vs. Actual

Year	Annual Budgeted Receipts	Revised Budgeted Receipts	Year-to-date Actual Receipts	Percent Collected	Percent Remaining
2024	\$ 17,955,556	\$ 17,955,556	\$ 13,776,804	76.73%	23.27%

Comparisons of Total Annual Receipts for Previous Ten Years

Year	Total Cash Basis Receipts*	Change From Prior Year	
2014	12,733,226	-0.48%	<div style="background-color: yellow; display: inline-block; width: 10px; height: 10px; vertical-align: middle;"></div> - Changed from accrual basis of accounting to a cash basis of accounting for RITA Income Tax in December, 2020. All years have been restated to be on a cash basis for RITA receipts to make this report comparable from year to year.
2015	14,579,500	14.50%	
2016	14,192,888	-2.65%	
2017	14,525,574	2.34%	
2018	14,297,948	-1.57%	
2019	14,855,372	3.90%	
2020	14,592,066	-1.77%	
2021	14,929,900	2.32%	
2022	16,645,865	11.49%	
2023	17,533,848	5.33%	

Submitted by



, Director of Budget and Finance

2024 CITY OF KENT, OHIO
Comparison of Income Tax Receipts
(Excluding 0.25% Police Facility Receipts)
as of Month Ended September 30, 2024

Monthly Cash Basis Receipts				Comparisons	
Month	2022	2023	2024	Amount	Percent Change
January	\$ 1,388,381	\$ 1,601,454	\$ 1,361,101	\$ (240,353)	-15.01%
February	1,337,345	1,609,396	1,599,888	(9,508)	-0.59%
March	1,133,750	1,262,958	1,248,335	(14,622)	-1.16%
April	1,389,808	1,419,192	1,456,278	37,086	2.61%
May	1,616,141	1,772,580	2,374,830	602,250	33.98%
June	1,481,074	1,661,424	1,453,801	(207,624)	-12.50%
July	1,455,656	1,382,337	1,472,405	90,069	6.52%
August	1,138,884	1,377,077	1,520,823	143,746	10.44%
September	1,359,525	1,241,696	1,289,344	47,648	3.84%
October	1,588,594	1,395,902			
November	1,461,247	1,557,120			
December	1,295,459	1,252,714			
Totals	<u>\$ 16,645,865</u>	<u>\$ 17,533,848</u>	<u>\$ 13,776,804</u>	<u>\$ 448,692</u>	

Year-to-Date Receipts				Comparisons	
Month	2022	2023	2024	Amount	Percent Change
January	\$ 1,388,381	\$ 1,601,454	\$ 1,361,101	\$ (240,353)	-15.01%
February	2,725,726	3,210,850	2,960,988	(249,861)	-7.78%
March	3,859,476	4,473,807	4,209,324	(264,484)	-5.91%
April	5,249,284	5,892,999	5,665,602	(227,397)	-3.86%
May	6,865,425	7,665,579	8,040,432	374,853	4.89%
June	8,346,499	9,327,003	9,494,232	167,229	1.79%
July	9,802,156	10,709,340	10,966,638	257,298	2.40%
August	10,941,040	12,086,416	12,487,461	401,044	3.32%
September	12,300,565	13,328,112	13,776,804	448,692	3.37%
October	13,889,159	14,724,015			
November	15,350,406	16,281,134			
December	16,645,865	17,533,848			
Totals	<u>\$ 16,645,865</u>	<u>\$ 17,533,848</u>			

2024 CITY OF KENT, OHIO
Comparison of Income Tax Receipts from Kent State University
(Excluding 0.25% Police Facility Receipts)
as of Month Ended September 30, 2024

Monthly Receipts				Comparisons	
Month	2022	2023	2024	Amount	Percent Change
January	\$ 447,488	\$ 461,437	\$ 478,415	\$ 16,978	3.68%
February	377,930	386,098	395,210	9,112	2.36%
March	414,055	423,517	436,511	12,994	3.07%
April	411,929	419,985	438,141	18,156	4.32%
May	409,234	420,801	432,214	11,413	2.71%
June	398,782	411,739	463,100	51,362	12.47%
July	372,753	419,770	426,920	7,150	1.70%
August	412,061	383,705	397,759	14,054	3.66%
September	337,710	373,412	456,054	82,641	22.13%
October	418,381	431,227	-		
November	423,977	443,752	-		
December	437,540	439,024	-		
Totals	<u>\$ 4,861,839</u>	<u>\$ 5,014,467</u>	<u>\$ 3,924,323</u>	<u>\$ 223,860</u>	
	29.21%	28.60%	28.49%		

Year-to-Date Receipts				Comparisons	
Month	2022	2023	2024	Amount	Percent Change
January	\$ 447,488	\$ 461,437	\$ 478,415	\$ 16,978	3.68%
February	825,418	847,535	873,625	26,090	3.08%
March	1,239,472	1,271,052	1,310,136	39,085	3.07%
April	1,651,401	1,691,036	1,748,277	57,240	3.38%
May	2,060,635	2,111,837	2,180,491	68,654	3.25%
June	2,459,417	2,523,575	2,643,591	120,015	4.76%
July	2,832,170	2,943,345	3,070,510	127,165	4.32%
August	3,244,231	3,327,051	3,468,269	141,219	4.24%
September	3,581,941	3,700,463	3,924,323	223,860	6.05%
October	4,000,322	4,131,690			
November	4,424,299	4,575,443			
December	4,861,839	5,014,467			
Totals	<u>\$ 4,861,839</u>	<u>\$ 5,014,467</u>			

2024 CITY OF KENT, OHIO
Comparison of Income Tax Receipts from Kent State University
(Excluding 0.25% Police Facility Receipts)

Comparisons of Total Annual Receipts for Previous Ten Years
Restated

Year	Total Cash Basis Receipts	Percent Change
2014	4,707,945	2.67%
2015	4,910,519	4.30%
2016	5,042,140	2.68%
2017	5,137,920	1.90%
2018	5,167,455	0.57%
2019	5,150,394	-0.33%
2020	5,159,334	0.17%
2021	4,813,413	-6.70%
2022	4,861,839	1.01%
2023	5,014,467	3.14%

2024 CITY OF KENT, OHIO
Comparison of Income Tax Receipts
Police Facility Dedicated Income Tax Receipts - 1/9 of Total (0.25%)
as of Month Ended September 30, 2024

Monthly Receipts				Comparisons	
Month	2022	2023	2024	Amount	Percent Change
January	\$ 173,548	\$ 200,182	\$ 170,138	\$ (30,044)	-15.01%
February	167,168	201,174	199,986	(1,189)	-0.59%
March	141,719	157,870	156,042	(1,828)	-1.16%
April	173,726	177,399	182,035	4,636	2.61%
May	202,018	221,572	296,854	75,281	33.98%
June	185,134	207,678	181,725	(25,953)	-12.50%
July	181,957	172,792	184,051	11,259	6.52%
August	142,361	172,135	190,103	17,968	10.44%
September	169,941	155,212	161,168	5,956	3.84%
October	198,574	174,488	-		
November	182,656	194,640	-		
December	161,932	156,589	-		
Totals	<u>\$ 2,080,733</u>	<u>\$ 2,191,731</u>	<u>\$ 1,722,101</u>	<u>\$ 56,086</u>	

Year-to-Date Receipts				Comparisons	
Month	2022	2023	2024	Amount	Percent Change
January	\$ 173,548	\$ 200,182	\$ 170,138	\$ (30,044)	-15.01%
February	340,716	401,356	370,124	(31,233)	-7.78%
March	482,435	559,226	526,165	(33,060)	-5.91%
April	656,161	736,625	708,200	(28,425)	-3.86%
May	858,178	958,197	1,005,054	46,857	4.89%
June	1,043,312	1,165,875	1,186,779	20,904	1.79%
July	1,225,269	1,338,667	1,370,830	32,162	2.40%
August	1,367,630	1,510,802	1,560,933	50,131	3.32%
September	1,537,571	1,666,014	1,722,101	56,086	3.37%
October	1,736,145	1,840,502			
November	1,918,801	2,035,142			
December	2,080,733	2,191,731			
Totals	<u>\$ 2,080,733</u>	<u>\$ 2,191,731</u>			

2024 CITY OF KENT, OHIO
Comparison of Total Income Tax Receipts - Including Police Facility Receipts
as of Month Ended September 30, 2024

Monthly Receipts				Comparisons	
Month	2022	2023	2024	Amount	Percent Change
January	\$ 1,561,928	\$ 1,801,636	\$ 1,531,238	\$ (270,397)	-15.01%
February	1,504,514	1,810,570	1,799,874	(10,697)	-0.59%
March	1,275,469	1,420,827	1,404,377	(16,450)	-1.16%
April	1,563,534	1,596,591	1,638,313	41,722	2.61%
May	1,818,159	1,994,152	2,671,684	677,532	33.98%
June	1,666,208	1,869,102	1,635,526	(233,577)	-12.50%
July	1,637,613	1,555,129	1,656,456	101,327	6.52%
August	1,281,245	1,549,211	1,710,926	161,714	10.44%
September	1,529,465	1,396,908	1,450,512	53,604	3.84%
October	1,787,168	1,570,390	-		
November	1,643,903	1,751,759	-		
December	1,457,392	1,409,303	-		
Totals	<u>\$ 18,726,598</u>	<u>\$ 19,725,579</u>	<u>\$ 15,498,905</u>	<u>\$ 504,778</u>	

Year-to-Date Receipts				Comparisons	
Month	2022	2023	2024	Amount	Percent Change
January	\$ 1,561,928	\$ 1,801,636	\$ 1,531,238	\$ (270,397)	-15.01%
February	3,066,442	3,612,206	3,331,112	(281,094)	-7.78%
March	4,341,911	5,033,033	4,735,489	(297,544)	-5.91%
April	5,905,445	6,629,624	6,373,802	(255,822)	-3.86%
May	7,723,604	8,623,776	9,045,486	421,709	4.89%
June	9,389,812	10,492,879	10,681,011	188,133	1.79%
July	11,027,425	12,048,007	12,337,468	289,460	2.40%
August	12,308,670	13,597,218	14,048,393	451,175	3.32%
September	13,838,136	14,994,127	15,498,905	504,778	3.37%
October	15,625,304	16,564,517			
November	17,269,206	18,316,276			
December	18,726,598	19,725,579			
Totals	<u>\$ 18,726,598</u>	<u>\$ 19,725,579</u>			

City of Kent
RITA Income Tax Analysis by Month compared to the Prior Year
By Category Collected

2024 with change from 2023 - Cash Basis

Calendar Month	Withholding	Change	% Change	Individual	Change	% Change	Net Profit	Change	% Change	Total	Change	% Change
Jan	\$ 1,249,521.25	\$ (61,522.09)	-4.69%	\$ 90,327.55	\$ (10,747.90)	-10.63%	\$ 157,412.17	\$ (196,314.22)	-55.50%	\$ 1,497,260.97	\$ (268,584.21)	-15.21%
Feb	1,574,592.92	136,458.35	9.49%	122,416.87	(21,552.21)	-14.97%	53,917.41	(120,106.01)	-69.02%	1,750,927.20	(5,199.87)	-0.30%
March	1,237,320.32	27,841.69	2.30%	57,455.76	(42,162.68)	-42.32%	51,691.61	(8,931.98)	-14.73%	1,346,467.69	(23,252.97)	-1.70%
April	1,305,536.65	117,762.33	9.91%	128,141.09	(40,367.78)	-23.96%	173,489.77	(34,650.34)	-16.65%	1,607,167.51	42,744.21	2.73%
May	1,656,477.96	188,779.88	12.86%	365,048.55	7,217.87	2.02%	575,740.86	443,971.81	336.93%	2,597,267.37	639,969.56	32.70%
June	1,272,620.51	11,899.31	0.94%	212,319.42	32,972.46	18.38%	28,613.25	(291,999.33)	-91.08%	1,513,553.18	(247,127.56)	-14.04%
July	1,373,821.35	250,765.98	22.33%	168,473.55	(21,030.19)	-11.10%	82,948.10	(128,221.39)	-60.72%	1,625,243.00	101,514.40	6.66%
August	1,380,454.85	12,636.87	0.92%	128,085.01	35,344.14	38.11%	119,549.45	95,410.67	395.26%	1,628,089.31	143,391.68	9.66%
Sept	1,242,542.23	45,589.12	3.81%	122,445.63	67,897.50	124.47%	13,522.80	(69,785.20)	-83.77%	1,378,510.66	43,701.42	3.27%
Oct		(1,212,566.02)	-100.00%		(190,210.17)	-100.00%		(138,146.99)	-100.00%	-	(1,540,923.18)	-100.00%
Nov		(1,400,122.71)	-100.00%		(103,350.13)	-100.00%		(214,663.81)	-100.00%	-	(1,718,136.65)	-100.00%
Dec		(1,256,019.80)	-100.00%		(42,307.95)	-100.00%		(60,246.44)	-100.00%	-	(1,358,574.19)	-100.00%
	<u>\$ 12,292,888.04</u>	<u>\$ (3,138,497.09)</u>	<u>-20.34%</u>	<u>\$ 1,394,713.43</u>	<u>\$ (328,297.04)</u>	<u>-19.05%</u>	<u>\$ 1,256,885.42</u>	<u>\$ (723,683.23)</u>	<u>-36.54%</u>	<u>\$ 14,944,486.89</u>	<u>\$ (4,190,477.36)</u>	<u>-21.90%</u>
							Check			<u>\$ 14,944,486.89</u>	<u>\$ (4,190,477.36)</u>	

RITA Income Tax Analysis by Month compared to the Prior Year
By Category Collected

2023 with change from 2022 - Cash Basis

Jan	\$ 1,311,043.34	\$ 29,240.04	2.28%	\$ 101,075.45	\$ (24,712.82)	-19.65%	\$ 353,726.39	\$ 232,683.43	192.23%	\$ 1,765,845.18	\$ 237,210.65	15.52%
Feb	1,438,134.57	205,937.66	16.71%	143,969.08	16,025.88	12.53%	174,023.42	98,290.66	129.79%	1,756,127.07	320,254.20	22.30%
March	1,209,478.63	40,753.58	3.49%	99,618.44	41,325.78	70.89%	60,623.59	46,756.36	337.17%	1,369,720.66	128,835.72	10.38%
April	1,187,774.32	1,162.07	0.10%	168,508.87	33,295.66	24.62%	208,140.11	8,359.14	4.18%	1,564,423.30	42,816.87	2.81%
May	1,467,698.08	291,841.91	24.82%	357,830.68	10,971.61	3.16%	131,769.05	(131,343.19)	-49.92%	1,957,297.81	171,470.33	9.60%
June	1,260,721.20	16,906.03	1.36%	179,346.96	57,861.09	47.63%	320,612.58	149,640.04	87.52%	1,760,680.74	224,407.16	14.61%
July	1,123,055.37	(159,603.75)	-12.44%	189,503.74	(2,625.49)	-1.37%	211,169.49	76,603.60	56.93%	1,523,728.60	(85,625.64)	-5.32%
August	1,367,817.98	277,123.05	25.41%	92,740.87	(3,849.37)	-3.99%	24,138.78	(24,833.44)	-50.71%	1,484,697.63	248,440.24	20.10%
Sept	1,196,953.11	(65,644.05)	-5.20%	54,548.13	(63,135.32)	-53.65%	83,308.00	(11,580.12)	-12.20%	1,334,809.24	(140,359.49)	-9.51%
Oct	1,212,566.02	24,524.03	2.06%	190,210.17	5,542.48	3.00%	138,146.99	(248,731.24)	-64.29%	1,540,923.18	(218,664.73)	-12.43%
Nov	1,400,122.71	121,232.59	9.48%	103,350.13	(52,360.68)	-33.63%	214,663.81	45,981.46	27.26%	1,718,136.65	114,853.37	7.16%
Dec	1,256,019.80	12,064.40	0.97%	42,307.95	(32,729.19)	-43.62%	60,246.44	(33,067.12)	-35.44%	1,358,574.19	(53,731.91)	-3.80%
	<u>\$ 15,431,385.13</u>	<u>\$ 795,537.56</u>	<u>5.44%</u>	<u>\$ 1,723,010.47</u>	<u>\$ (14,390.37)</u>	<u>-0.83%</u>	<u>\$ 1,980,568.65</u>	<u>\$ 208,759.58</u>	<u>11.78%</u>	<u>\$ 19,134,964.25</u>	<u>\$ 989,906.77</u>	<u>5.46%</u>
							Check			<u>\$ 19,134,964.25</u>	<u>\$ 989,906.77</u>	



OPERATIONS



**ECONOMIC
VITALITY**



DESIGN



**MARKETING &
EVENTS**



Kent: A Fun, Vibrant & Thriving Community

At Main Street Kent, we work with community partners, businesses, volunteers and the City of Kent to make Kent a fun, vibrant and thriving community. Year round, we're making a difference every day and our ultimate goal is to make Kent people's first choice for dining, events, entertainment, education, shopping, arts, and living.

Marketing & Events

Main Street Kent's marketing efforts are primarily concentrated in social media, radio, email/digital marketing and our website. We've also begun advertising with PBS Western Reserve this year. We promote local businesses, live music, festivals, activities/workshops, art exhibits/galleries, museums, the DORA, public art, walking tours, the Kent Card, outdoor recreation and more.

MSK Website - Our website is user-friendly, offering a comprehensive list of businesses, calendar of activities and events, and ways for people to get involved and contribute to MSK as volunteers and supporters. A snapshot of our digital presence:

- Unique Visitors - **240,545** (YTD 2024)
- Page Views - **550,671** (YTD 2024)
- FB followers @ facebook.com/mainstreetkent: **23,756**
- IG followers @ instagram.com/mainstreetkent: **8,918**
- Email subscribers: **6,398**

Snow Day - January is typically a slow and difficult month for small businesses and our community, so MSK created a new reason for people to come downtown — an outdoor event complete with live music, fire pits and s'mores, an ice carving exhibition, a scavenger hunt and more. We were thrilled to have city support of our efforts to bring people downtown. Our businesses provided a variety of offerings including axe throwing, a hot cocoa bar, themed indoor and outdoor crafts and games, menu specials, workshops and music. The results were incredible, with businesses reporting sales increases of **25-406%** and lots of great feedback from attendees. Sponsored by the City of Kent, Hometown Bank, Wright Heating, Each + Every, and Talk On Speech and Occupational Therapy.





Kent In Good Company Podcast - In partnership with volunteer host Katy Thomas, we launched a podcast in January, featuring Kent small businesses. Every Wednesday, a new episode is launched and available on three platforms for all to listen. From long-standing staples to brand new businesses, Katy takes a dive into the how and why people choose to do business in Kent, and what they love about other businesses in Kent. Season 1 included a total of 24 episodes and Season 2 kicked off in August with even more great local business stories.



Kent's Women in Business - MSK intern Lillie Leasure, a photography and design student at Kent State University, met with some of Kent's women business owners to take their photos and create a social media campaign for Women's History Month. These posts created some great buzz and awareness about our women-owned business community during Women's History Month.

PBS Western Reserve - We are now running TV spots on this public station; first we featured Kent Oktoberfest, then Kent Rainbow Weekend, and when we reach mid-October, we'll air a more general spot about shopping, dining and entertainment in Kent. This audience is one we definitely want to attract to our downtown!



Friend of the Week - MSK supporters are featured on our social media, showing their dedication and participation in what we do. From restaurants to service providers to retailers to non-profits, we're proud to share the support that makes our work possible.

MSK Volunteer of the Week - Each week, volunteers are featured on our social media, highlighting their contributions to our work. Dedicated event volunteers, committee members and board members make us successful and we're grateful for the opportunity to work with them as they share their time and talents with us.


Kent Total Eclipse 2024 - A group of Kent organizations, city staff, Kent State University staff, business owners and MSK volunteers formed a committee to plan for a weekend of events, art projects and activities surrounding the April 8 Total Eclipse, for which Kent was in the path of totality. A \$10,000 grant was secured through the National Main Street program and the Simons Foundation, and the Destination Kent CVB matched these funds so we could put together a stellar weekend for our community and visitors. Activities included a Glow in the Dark Bar Crawl, MSK 5K Eclipse Edition, laser light show, trivia, planetarium shows, eclipse viewing parties, permanent and temporary eclipse mural installations and more for all to enjoy — and we had clear skies in Ohio! Business owners embraced the opportunity by creating themed merchandise and menu items and hosting activities for this celestial event, making for a fun and exciting experience in Kent, OH.



Art & Wine Festival - Main Street Kent's signature event took place on Sat., June 1, from 11am until 8pm on N. Water St. and the Hometown Bank Plaza, featuring 58 artists, 13 Ohio wineries, plus lots of local food and live music. Presented by The River Merchant, the event drew thousands of people downtown throughout the day to enjoy wine tasting, food trucks, entertainment and our local shops and restaurants. Businesses reported a successful Saturday and MSK had a profitable and successful event. Sponsored by Hometown Bank, Portage Community Bank, Klaben Auto, AMETEK and Acorn Alley.



Wizardly Weekend - On July 19 & 20, downtown Kent was transformed into a magical place. Complete with an outdoor movie, bar crawl, vendor village, activities, costume contests, mini golf event, potion class, photo opportunities, quadball demos, wand making, a raptor "meet and greet" and dozens of participating businesses featuring merchandise and menu specials, this summertime favorite was a big success! Presented by Meijer and Summa Health; sponsored by Acorn Alley, College Town Kent, Hometown Bank, Portage Community Bank, Central Portage County VCB, Off the Wagon, and Thresholds Group.



Kent Oktoberfest - Cheers to live music, dancing, seasonal beers, German food, games, and steinholding competitions! Sat., Sept. 21 from noon to 10pm, MSK hosted this annual event on a beautiful fall day. With hundreds of bratwurst and buns donated by Giant Eagle, Kent Firefighters Local 721 held a fundraiser, and several local businesses joined in selling delicious food. Presented by Giant Eagle and Spaten; sponsored by Portage Community Bank, Hometown Bank, Klaben Auto, AMETEK, PBS Western Reserve, The Summit FM, Bell Tower Brewing and North Water Brewing.




Design

The MSK Design Committee is focused on the aesthetics of downtown Kent. This group of volunteers implements public art projects and works to keep Kent beautiful in many ways, including flower bed plantings and hanging flower baskets, seasonal clean up days, graffiti removal and more.

Eclipse Info Panels/Pedestrian Kiosks - In preparation for the Total Solar Eclipse, we worked with Each + Every to design new info panels for the kiosk maps located downtown. The panels featured information about what a total solar eclipse is, how often it happens, eye safety and more. This helped build awareness and excitement in the community in the weeks leading up to the eclipse. Then this summer, we completed the annual update of business listings and had them all replaced.

Eclipse Temporary Public Art Displays - Our team did a call for submissions for five temporary art installations on the sides of five downtown buildings. Artists of all cultures, abilities and generations were encouraged to submit their interpretation of an eclipse. April Bleakney's "Planetary," Danny Likar's "River Eclipse," Mike Hovancsek's "Approaching Totality," Melissa English Campbell's "Woven printed fabric inspired by the eclipse photography of Rick Fienberg," and Kristen Mimms Scavnicky's "An Ichi Shadowscape," were on display through June, 2024.




Graffiti Busters - Graffiti is an ongoing issue in Kent, so we manage it the best we can, as it happens. Committee member Annie Flaherty started up "Graffiti Busters," a group of people willing to help on an "as needed" basis since we can't exactly plan for when we need it. There is a text group set up so when we see graffiti that needs to be cleaned up, we post a picture to the group with location

info, then whoever has the time to work on it stops at MSK to pick up supplies and gets the job done! This team also completed a clean up of all downtown poetry wrapped utility box art in June.



Clean Up Kent - On April 20, we hosted a spring clean up day in conjunction with several downtown Earth Day activities. Students, scouts, business owners and community members all came out to do a deep cleaning of the district, generating an entire pick up truck bed full of trash bags. The sense of accomplishment these volunteers feel is so fun to see and we're grateful for their willingness to help with the dirty work.

Adopt A Spot - This year's program is booming! With 42 flower beds and 40 hanging flower baskets, downtown Kent is looking beautiful! This year, in partnership with the City of Kent, Smithers-Oasis, and several other contributors, we were able to invest in new hanging baskets with large water reservoirs. The results are incredible, with less frequent watering and HUGE bursts of color in the heart of our downtown. We're grateful for the dozens of volunteers and sponsors that make this program such a success each year and love hearing positive comments from the community and our business owners. They really make a difference! A full list of Adopt A Spot sponsors and volunteers can be viewed at: <https://mainstreetkent.org/about/>



Talk of the Town Walking Tours - A sub-committee formed to create a new downtown walking tour. Every Saturday through September, one of our guides took a group on a one hour and fifteen minute tour of the downtown, beginning at the Kent State Hotel and ending in Acorn Alley. Details including retailers, restaurants, and some Kent history tidbits were included in the tours. The group plans to work on some new tours to roll out next spring.

Economic Vitality

The Economic Vitality Committee creates programming to drive foot traffic to our businesses through “around town” events, promotions and activities, and develops opportunities for businesses to collaborate for the betterment of the downtown district as a whole.

Foodie February - This promotion helps our eateries during the slowest time of year. Participants picked up a BINGO card at any of 24 participating businesses, then got it stamped whenever they made a purchase during the month. Cards were entered in a drawing where \$750 in Kent Cards were given as prizes; 20 people won \$25 each and one person won \$250. Prizes sponsored by Emerson Consumer Care.



“The Science of” Program - This series of free, family-friendly events encouraged people to learn about the science behind our local businesses. Hippie Fox Rocks hosted the Science of Gemstones; Erie Street Kitchen hosted the Science of the Soil Food Web, and North Water Brewing hosted the Science of Eclipse Photography during the week leading up to the eclipse. This program helped drive people into our businesses during the winter months.



Chocolate Walk - For the Feb. 10 Chocolate Walk, 250 guests checked in at the Kent State Hotel & Conference Center, then headed out with their reusable totes to over thirty participating businesses to collect chocolate treats. Lots of shopping and lunches were had throughout the day. This fundraiser was sponsored by The Thresholds Group and Squirrel City Jewelers; all guests were entered in a raffle and one lucky ticket holder won a pair of diamond stud earrings!

Glow in the Dark Bar Crawl - In celebration of the Total Solar Eclipse 2024, MSK planned a Glow in the Dark Bar Crawl for Fri., April 5. 300 guests checked in at Water Street Tavern and sipped a Gosling’s “dark and stormy” cocktail to start off the night, plus received glow items, commemorative shot glasses and eclipse stickers as they headed out to enjoy a festive evening in Kent. It was a festive evening and lots of fun as we welcomed people from all over the country to our town.



MSK 5K Eclipse Edition - On Sat., April 6, we held the annual MSK 5K fun run, theming it for the Total Solar Eclipse! With two start times at 9am and 10am, attendees received an eclipse glass and t-shirt, race bib, eclipse viewing glasses and a cold beverage after completing the race on the Portage Hike & Bike Trail alongside North Water Brewing. Sponsored by North Water Brewing, Portage Community Bank and Hall-Green Agency.




Crafty Crawl - This annual event highlights our Kent breweries and local artists, and has become very popular! On April 28, attendees picked up an event promo card at the location of their choice, then got it stamped at all three breweries as they made their way around Kent that day, exploring craft beer and arts and crafts vendors. Completed cards were entered in a drawing for a chance to win one of twenty \$25 Kent Cards just for attending (no purchase required) the event. This is a great way to showcase the great variety of breweries in Kent.



Maximize Your Main Street - On May 20, MSK hosted this interactive session for local businesses and volunteers at North Water Brewing. Committee volunteers baked delicious treats for attendees, and committee co-chairs Ed Butch and Jessica Ryan led the session, sharing info about how to embrace the opportunities presented by Main Street Kent. Attendees also broke into groups to brainstorm ways to expand on existing MSK events and promos, as well as explore ideas of ways they could collaborate on their own.



Putt Around Downtown - Another sellout event, June 15 was a beautiful day with 240+ people playing miniature golf while shopping, eating and drinking in the downtown district. Families and groups of friends “hit the links” downtown and had the chance to vote for Best Putt Putt Hole, then were entered for a chance to win one of ten \$25 Kent Cards. Sponsored by Brimfield Insurance Group and Portage Community Bank — and Kent Cycle won the contest!





Flashes First Thursday - The annual welcome event for Kent State University students took place in downtown Kent on Aug. 22, complete with a bingo game, vendor booths, ice cream, music and more. MSK hosted a spin to win wheel to gain Instagram followers and give away MSK swag, making lots of new friends!

Operations

The MSK Operations Committee is focused on fundraising, board development and succession planning, volunteer recruitment and retention, and the overall health of the organization.

MSK Board of Directors - In 2024, we have welcomed two new board members, Joy Pahls and Ron Petrosky. We're excited to have them on the team, adding new energy and skillsets to MSK.

Vice President - Sage Culley, The Davey Tree Expert Company

Secretary - Dominique Bollenbacher, City of Kent

Treasurer - Colin Boyle, Hometown Bank

Economic Vitality Committee Chair - Ed Butch, CITI Program

Design Committee Chair - Bridget Tipton, Bell Tower Brewing & Point B Studio

Marketing/Design Staff - Lesley Sickle

Executive Director - Heather Malarcik



Board Members - Mike Beder, Cleveland Bagel, Kent Sportswear, Lake House Kitchen, The Loft, Venice Cafe, Water Street Tavern; Joy Pahls, Hometown Bank; Ron Petrosky, retired IT; Robin Spano, social media freelancer; Jessica Ryan, Smithers-Oasis; Eric Helmstedter, City of Kent.

Board of Governors - Mike Lewis, Hometown Bank

Volunteer Liaison - Joy Pahls has taken on this new MSK role to help us nurture our relationships with volunteers, making sure everyone has a positive experience full of opportunity! We're excited to have her facilitate volunteer meet-ups so people can get to know each other and learn more about MSK outside of actual volunteer experiences. So far, we've hosted three meet-ups; one in the morning at Scribbles Coffee, one at noontime at Erie Street Kitchen, and one in the late afternoon at Ray's Place in September. Our hope is that everyone who wants to attend will be able to do so!



Volunteers - Our volunteers work on MSK committees, events and projects, and serve on our board of directors. During the first 3/4 of 2024, we benefited from 2,511 volunteer hours. The average value of a volunteer hour of work is \$31.80, so that's over \$79K in time and expertise contributed to our program already this year!

MSK Annual Awards Celebration - On Aug. 8, we gathered at Over Easy at the Depot to celebrate the wonderful people who make our organization strong and productive. We enjoyed delicious appetizers and beverages, shared some successes of the past year, then presented these awards to our top volunteers: President's Award — Ed Butch; Committee Volunteer of the Year — Jessica Ryan (economic vitality); Business of the Year — Flourish Plant Mkt.; Event Volunteer of the Year — Robin Spano (Wizardly Weekend); Adopt a Spot Volunteer of the Year — Kyle Kutinsky (Roosevelt High School Forestry & Environmental Studies); Volunteer of the Year — Barb Keener; Mike Finley Spirit of Main Street Award — Katy Thomas (Kent in Good Company podcast). See report cover for group photo (Barb Keener not present).



MSK Values - The MSK Board of Directors spent some time together establishing our values as an organization. We think it's important to let the community know what is important to us — being inclusive, dedicated, community-minded, creative, supportive, persistent, fun, impactful and engaging. Main Street is for everyone, and ultimately, we strive to create an inclusive community where every person feels welcome.

Friends of Main Street Kent - Support from our community, small businesses and local organizations is strong. We're always working to gain additional support throughout the year, as it enables us to continue our work and grow our program to fulfill the needs of our businesses and community. A full list of supporters can be viewed at mainstreetkent.org/about/our-supporters/.

We look forward to more excitement and productivity in 2024!

Thank you for your support of MSK.



Main Street Kent

Profit and Loss

January - September, 2024

	TOTAL
Income	
4030 Corporate Sponsors & Foundations	
4031 Board Member Donations	435.43
4040 Friend of Main Street Kent	4,256.96
Total 4030 Corporate Sponsors & Foundations	4,692.39
4200 City Contribution & Adopt a Spot (Non-Eligible)	
4220 Adopt A Spot - City Sponsorship	12,000.00
4260 AdoptASpot Sponsorships	14,450.29
4280 City of Kent - contract	52,500.00
Total 4200 City Contribution & Adopt a Spot (Non-Eligible)	78,950.29
4900 Unapplied Cash Payment Income	0.00
Total Income	\$83,642.68
GROSS PROFIT	\$83,642.68
Expenses	
6300 Business Trainings	67.80
6310 Computer / Phone / Cell Phone	4,169.85
6320 Copiers & Printing	338.70
6400 Downtown Beautification Expenses	18,581.11
6550 Dues & Subscriptions	4,372.99
6820 Marketing & Advertising Expenses	15,206.03
6870 Insurance - nonemployee	2,961.00
6875 Meetings & Conferences	6,239.48
6900 Office Supplies	1,610.95
6910 Postage	95.20
6920 Prof. Svcs & Accounting Fees	2,225.65
6930 Rent	7,161.12
6950 Payroll - Wages	120,389.86
American Funds	3,113.91
Total Expenses	\$186,533.65
NET OPERATING INCOME	\$ -102,890.97
Other Income	
4065 Fundraising Events	
4300 Annual Dinner	-1,825.00
4310 Art & Wine Festival	
4311 Art & Wine Income	55,507.25
4315 Art & Wine Expense	-17,829.48
Total 4310 Art & Wine Festival	37,677.77
4320 Wizardly World of Kent	
4321 Wizardly World of Kent Income	23,249.52
4325 Wizardly World of Kent Expense	-3,337.66
Total 4320 Wizardly World of Kent	19,911.86

	TOTAL
4330 Oktoberfest	
4331 Oktoberfest Income	35,354.31
4335 Oktoberfest Expense	-32,175.12
Total 4330 Oktoberfest	3,179.19
4340 Chocolate & Cookie Walks	
4341 Chocolate Walk Income	7,279.92
Total 4340 Chocolate & Cookie Walks	7,279.92
4370 Putt Around Kent	
4371 Putt Income	3,246.16
4375 Putt Expenses	-1,215.00
Total 4370 Putt Around Kent	2,031.16
4380 Progressive events	
4381 Progressive Events Income	21,018.68
4385 Progressive Event Expense	-14,960.93
Total 4380 Progressive events	6,057.75
4461 DORA Income	4,002.21
4465 DORA Expenses	-4,356.98
4471 MSK 5K Income	11,700.05
4475 MSK 5K Expenses	-7,554.44
Total 4065 Fundraising Events	78,103.49
4390 Rainbow Weekend	
4391 Rainbow Weekend Income	7,808.50
4395 Rainbow Weekend Expenses	-1,116.36
Total 4390 Rainbow Weekend	6,692.14
7000 Interest Earned	1,886.02
Other Income	
4090 Eclipse Event	-8,784.53
Total Other Income	-8,784.53
Total Other Income	\$77,897.12
NET OTHER INCOME	\$77,897.12
NET INCOME	\$ -24,993.85



CITY OF KENT, OHIO

DEPARTMENT OF COMMUNITY DEVELOPMENT

Building Services Division

To: Dave Ruller
City Manager

From: Bridget Susel
Community Development Director *bed.*

Date: October 1, 2024

RE: Monthly Permit and Zoning Complaint Report – September 2024

Attached are the monthly reports per Council's request. If you have questions or require further information, please let us know.

Thank you.

Permit Revenue Report

Payment Date Range 09/01/24 - 09/30/24

Summary Listing

Fee Code	Fee Type	Billing Transactions	Adjustment Transactions	Amount Billed	Adjustments	Net Billed
Permit Type BZA-BOARD OF ZONING APPEALS						
BZA - BOARD OF ZONING APPEALS						
Permit Type BZA-BOARD OF ZONING APPEALS Totals		2	0	100.00	.00	100.00
Permit Type BZA-BOARD OF ZONING APPEALS Totals		2	0	\$100.00	\$0.00	\$100.00
Permit Type CODE VIOLATION-CODE VIOLATION						
NUISANCE FINE - NUISANCE FINE						
Permit Type CODE VIOLATION-CODE VIOLATION Totals		1	0	100.00	.00	100.00
Permit Type CODE VIOLATION-CODE VIOLATION Totals		1	0	\$100.00	\$0.00	\$100.00
Permit Type ELECTRICAL COMM-ELECTRICAL COMMERCIAL						
3% BBS - 3% BBS						
COM-ELEC SERVICE - Commercial Electric Service Replacement		3	0	70.50	.00	70.50
CRES-ELECT RPAIR - Commercial Residential Electric		1	0	50.00	.00	50.00
Repair/Remodel		2	0	2,300.00	.00	2,300.00
PLAN REVIEW <=3 - Plan Review for 3 or Less Reviews		3	0	336.00	.00	336.00
Permit Type ELECTRICAL COMM-ELECTRICAL COMMERCIAL Totals		9	0	\$2,756.50	\$0.00	\$2,756.50
Permit Type ELECTRICAL RES-ELECTRICAL RESIDENTIAL						
1% BBS - 1% BBS						
RES-ELEC REPAIR - Residential Electric Remodel/Repair		10	0	5.25	.00	5.25
RES-ELEC OWN SRV - Residential Electric Owner Occupied		7	0	350.00	.00	350.00
Service		5	0	175.00	.00	175.00
Permit Type ELECTRICAL RES-ELECTRICAL RESIDENTIAL Totals		22	0	\$530.25	\$0.00	\$530.25
Permit Type ENGINEERING RES-ENGINEERING RESIDENTIAL						
EXCAVATION - EXCAVATION						
STORM RES PERMIT - STORM SEWER RESIDENTIAL PERMIT		2	0	40.00	.00	40.00
WATER FEE - WATER FEE		1	0	25.00	.00	25.00
Permit Type ENGINEERING RES-ENGINEERING RESIDENTIAL Totals		4	0	\$90.00	\$0.00	\$90.00
Permit Type EXISTING COMM-EXISTING COMMERCIAL						
PLAN REVIEW <=3 - Plan Review for 3 or Less Reviews						
Permit Type EXISTING COMM-EXISTING COMMERCIAL Totals		3	0	378.00	.00	378.00
Permit Type EXISTING COMM-EXISTING COMMERCIAL Totals		3	0	\$378.00	\$0.00	\$378.00
Permit Type EXISTING MULTIFM-EXISTING MULTIFAMILY						
3% BBS - 3% BBS						
CRES-BLDG REPAIR - Commercial Residential Building		1	0	6.00	.00	6.00
Repair/Remodel		1	0	200.00	.00	200.00
Permit Type EXISTING MULTIFM-EXISTING MULTIFAMILY Totals		2	0	\$206.00	\$0.00	\$206.00
Permit Type EXISTING RES-EXISTING RESIDENTIAL						
1% BBS - 1% BBS						
PENALTY FEES - PENALTY FEES		18	0	9.36	.00	9.36
PLAN REVIEW <=3 - Plan Review for 3 or Less Reviews		1	0	50.00	.00	50.00
RES-BUILD ADD 1 - Residential Building Addition- Single Family		5	0	672.00	.00	672.00
RES-BUILD REPAIR - Residential Building Remodel/Repair		2	0	136.00	.00	136.00
Permit Type EXISTING RES-EXISTING RESIDENTIAL Totals		16	0	800.00	.00	800.00
Permit Type FIRE ALARM-FIRE ALARM		42	0	\$1,667.36	\$0.00	\$1,667.36
3% BBS - 3% BBS		1	0	3.30	.00	3.30

Permit Revenue Report

Payment Date Range 09/01/24 - 09/30/24

Summary Listing

Fee Code	Fee Type	Billing Transactions	Adjustment Transactions	Amount Billed	Adjustments	Net Billed
Permit Type FIRE ALARM-FIRE ALARM						
COM-SUPR SYS RPR - Commercial Suppression Systems Repair/Remodel						
FIRE-REVIEW INSP - FIRE DEPT REVIEW & INSPECTION						
PLAN REVIEW <=3 - Plan Review for 3 or Less Reviews						
Permit Type FIRE ALARM-FIRE ALARM Totals		5	0	\$402.30	\$0.00	\$402.30
Permit Type HVAC COMM-HVAC COMMERCIAL						
3% BBS - 3% BBS						
COM-HVAC REPLAC - Commercial HVAC Replacement						
Permit Type HVAC COMM-HVAC COMMERCIAL Totals		4	0	7.50	.00	7.50
Permit Type HVAC RES-HVAC RESIDENTIAL						
1% BBS - 1% BBS						
RES-HVAC OWN RPL - Residential HVAC Owner Occupied Replacement						
RES-HVAC REPAIR - Residential HVAC Repair/Remodel						
Permit Type HVAC RES-HVAC RESIDENTIAL Totals		13	0	\$363.60	\$0.00	\$363.60
Permit Type NEW COMM-NEW COMMERCIAL						
PLAN REVIEW <=3 - Plan Review for 3 or Less Reviews						
PLAN REVIEW 4+ - Plan Review for 4 or More Reviews						
Permit Type NEW COMM-NEW COMMERCIAL Totals		2	0	625.00	.00	625.00
Permit Type NEW MULTIFM-NEW MULTIFAMILY						
PLAN REVIEW <=3 - Plan Review for 3 or Less Reviews						
Permit Type NEW MULTIFM-NEW MULTIFAMILY Totals		2	0	543.75	.00	543.75
Permit Type NEW RES-NEW RESIDENTIAL						
PARKS & REC - PARKS & REC						
Permit Type NEW RES-NEW RESIDENTIAL Totals		1	0	500.00	.00	500.00
Permit Type PC-PLANNING COMMISSION						
PC - PLANNING COMMISSION						
Permit Type PC-PLANNING COMMISSION Totals		1	0	100.00	.00	100.00
Permit Type PLUMB COMM-PLUMBING COMMERCIAL						
3% BBS - 3% BBS						
COM-PLUMB REPLAC - Commercial Plumbing Replacement						
Permit Type PLUMB COMM-PLUMBING COMMERCIAL Totals		2	0	100.00	.00	100.00
Permit Type PLUMB RES-PLUMBING RESIDENTIAL						
1% BBS - 1% BBS						
RES-PLUMB OWN RP - Residential Plumbing Owner Occupied Replacement						
RES-PLUMB REPAIR - Residential Plumbing Repair/Remodel						
W-METR (3/4NO-BF - WATER METER 3/4" NO BACKFLOW						
Permit Type PLUMB RES-PLUMBING RESIDENTIAL Totals		1	0	354.00	.00	354.00
Permit Type PLUMB RES-PLUMBING RESIDENTIAL Totals		17	0	\$667.10	\$0.00	\$667.10

Permit Revenue Report

Payment Date Range 09/01/24 - 09/30/24

Summary Listing

Fee Code	Fee Type	Billing Transactions	Adjustment Transactions	Amount Billed	Adjustments	Net Billed
Permit Type SIGN/AWNINGS-SIGN/AWNINGS						
3% BBS - 3% BBS		1	0	1.50	.00	1.50
COM-SIGN/AWN/CAN - Bldg Commercial Signs Awnings Canopies		1	0	50.00	.00	50.00
COM-ZONING PSIGN - Zoning Permanent Signs		1	0	400.00	.00	400.00
COM-ZONING TSIGN - Zoning Temporary Signs		1	0	25.00	.00	25.00
PLAN REVIEW <=3 - Plan Review for 3 or Less Reviews		1	0	84.00	.00	84.00
Permit Type SIGN/AWNINGS-SIGN/AWNINGS Totals		5	0	\$560.50	\$0.00	\$560.50
Permit Type SUBDIVISION-SUBDIVISION						
MIN SUB PLAT - MINOR SUBDIVISION PLAT		3	0	90.00	.00	90.00
Permit Type SUBDIVISION-SUBDIVISION Totals		3	0	\$90.00	\$0.00	\$90.00
Permit Type ZONING-ZONING						
RES-ZONING - Residential Zoning Fence Pool Etc		3	0	75.00	.00	75.00
RES-ZONING ADD - Residential Zoning Addition		3	0	75.00	.00	75.00
Permit Type ZONING-ZONING Totals		6	0	\$150.00	\$0.00	\$150.00
Grand Totals		154	0	\$10,379.86	\$0.00	\$10,379.86

Permit Revenue Report

Payment Date Range 09/01/24 - 09/30/24

Detail Listing

Fee Code	Fee Type	Billing Transactions	Adjustment Transactions	Amount Billed	Adjustments	Net Billed
Permit Type BZA-BOARD OF ZONING APPEALS						
BZA - BOARD OF ZONING APPEALS						
Date	Transaction Type	Permit Number	Issued To	Amount	Amount	
09/18/2024	Payment Monies Received	BZ24-015	Robin Rodenbaugh	100.00	50.00	100.00
09/18/2024	Payment Monies Received	BZ24-016	BRANDON & JACKLYN MORRIS		50.00	
					\$100.00	
Permit Type BZA-BOARD OF ZONING APPEALS Totals						
		2	0	\$100.00	\$0.00	\$100.00
Permit Type CODE VIOLATION-CODE VIOLATION						
NUISANCE FINE - NUISANCE FINE						
Date	Transaction Type	Permit Number	Issued To	Amount	Amount	
09/16/2024	Payment Monies Received	2024-00000011	MICHAEL J SHRIGLEY	100.00	100.00	100.00
					\$100.00	
Permit Type CODE VIOLATION-CODE VIOLATION Totals						
		1	0	\$100.00	\$0.00	\$100.00
Permit Type ELECTRICAL COMM-ELECTRICAL COMMERCIAL						
3% BBS - 3% BBS						
Date	Transaction Type	Permit Number	Issued To	Amount	Amount	
09/16/2024	Payment Monies Received	2024-00000608	SPEELMAN ELECTRIC INC.	70.50	1.50	70.50
09/18/2024	Payment Monies Received	2024-00000367	TOTAL TECH ELECTRIC		67.50	
09/23/2024	Payment Monies Received	2024-00000643	D OTTO ELECTRICAL CONTRACTORS		1.50	
					\$70.50	
Permit Type ELECTRICAL COMM-ELECTRICAL COMMERCIAL Totals						
		3	0	70.50	.00	70.50
COM-ELEC SERVICE - Commercial Electric Service Replacement						
Date	Transaction Type	Permit Number	Issued To	Amount	Amount	
09/16/2024	Payment Monies Received	2024-00000608	SPEELMAN ELECTRIC INC.	50.00	50.00	50.00
					\$50.00	
CRES-ELECT RPAIR - Commercial Residential Electric Repair/Remodel						
Date	Transaction Type	Permit Number	Issued To	Amount	Amount	
09/18/2024	Payment Monies Received	2024-00000367	TOTAL TECH ELECTRIC		2,250.00	
09/23/2024	Payment Monies Received	2024-00000643	D OTTO ELECTRICAL CONTRACTORS		50.00	
					\$2,300.00	
PLAN REVIEW <=3 - Plan Review for 3 or Less Reviews						
Date	Transaction Type	Permit Number	Issued To	Amount	Amount	
09/16/2024	Payment Monies Received	2024-00000608	SPEELMAN ELECTRIC INC.	336.00	84.00	336.00
09/18/2024	Payment Monies Received	2024-00000367	TOTAL TECH ELECTRIC		84.00	
09/18/2024	Payment Monies Received	2024-00000367	TOTAL TECH ELECTRIC		168.00	
					\$336.00	
Permit Type ELECTRICAL COMM-ELECTRICAL COMMERCIAL Totals						
		9	0	\$2,756.50	\$0.00	\$2,756.50

Permit Revenue Report

Payment Date Range 09/01/24 - 09/30/24

Detail Listing

Fee Code	Fee Type	Billing Transactions	Adjustment Transactions	Amount Billed	Adjustments	Net Billed
Permit Type ELECTRICAL RES-ELECTRICAL RESIDENTIAL						
1% BBS - 1% BBS						
Date	Transaction Type	Permit Number	Issued To		Amount	
09/03/2024	Payment Monies Received	2024-00000478	FREEDOM FOREVER OHIO LLC	10	5.25	5.25
09/03/2024	Payment Monies Received	2024-00000591	OTT ELECTRICAL SERVICES INC.		.50	
09/03/2024	Payment Monies Received	2024-00000597	JENNINGS HEATING CO (ELECT)		.85	
09/10/2024	Payment Monies Received	2024-00000572	BILLS BROS ELECTRIC LLC		.35	
09/16/2024	Payment Monies Received	2024-00000481	YELLOWLITE INC		.50	
09/18/2024	Payment Monies Received	2024-00000635	OTT ELECTRICAL SERVICES INC.		.50	
09/23/2024	Payment Monies Received	2024-00000374	SEAN T CULLEN		.85	
09/23/2024	Payment Monies Received	2024-00000631	JENNINGS HEATING CO (ELECT)		.50	
09/23/2024	Payment Monies Received	2024-00000638	GROUNDWORKS OHIO, LLC		.35	
09/23/2024	Payment Monies Received	2024-00000647	DEVALUT CONSTRUCTION COMPANY INC.		.35	
					\$5.25	
RES-ELEC REPAIR - Residential Electric Remodel/Repair						
Date	Transaction Type	Permit Number	Issued To	7	350.00	350.00
09/03/2024	Payment Monies Received	2024-00000478	FREEDOM FOREVER OHIO LLC		50.00	
09/03/2024	Payment Monies Received	2024-00000591	OTT ELECTRICAL SERVICES INC.		50.00	
09/10/2024	Payment Monies Received	2024-00000572	BILLS BROS ELECTRIC LLC		50.00	
09/16/2024	Payment Monies Received	2024-00000481	YELLOWLITE INC		50.00	
09/18/2024	Payment Monies Received	2024-00000635	OTT ELECTRICAL SERVICES INC.		50.00	
09/23/2024	Payment Monies Received	2024-00000374	SEAN T CULLEN		50.00	
09/23/2024	Payment Monies Received	2024-00000638	GROUNDWORKS OHIO, LLC		50.00	
					\$350.00	
RES-ELEC OWN SRV - Residential Electric Owner Occupied						
Date	Transaction Type	Permit Number	Issued To	5	175.00	175.00
09/03/2024	Payment Monies Received	2024-00000591	OTT ELECTRICAL SERVICES INC.		35.00	
09/03/2024	Payment Monies Received	2024-00000597	JENNINGS HEATING CO (ELECT)		35.00	
09/18/2024	Payment Monies Received	2024-00000635	OTT ELECTRICAL SERVICES INC.		35.00	
09/23/2024	Payment Monies Received	2024-00000631	JENNINGS HEATING CO (ELECT)		35.00	
09/23/2024	Payment Monies Received	2024-00000647	DEVALUT CONSTRUCTION COMPANY INC.		35.00	
					\$175.00	
Permit Type ELECTRICAL RES-ELECTRICAL RESIDENTIAL Totals						
		22	0		\$530.25	\$530.25
Permit Type ENGINEERING RES-ENGINEERING RESIDENTIAL						
Date	Transaction Type	Permit Number	Issued To	2	40.00	40.00
09/03/2024	Payment Monies Received	2024-00000071	PRO-CONSTRUCTION & RENOVATION LLC		20.00	
09/10/2024	Payment Monies Received	2024-00000073	WIESE PLUMBING & HEATING		20.00	
					\$40.00	

Permit Revenue Report

Payment Date Range 09/01/24 - 09/30/24

Detail Listing

Fee Code	Fee Type	Billing Transactions	Adjustment Transactions	Amount Billed	Adjustments	Net Billed
Permit Type ENGINEERING RES-ENGINEERING RESIDENTIAL						
STORM RES PERMIT - STORM SEWER RESIDENTIAL PERMIT						
Date	Transaction Type	Permit Number	Issued To		Amount	
09/03/2024	Payment Monies Received	2024-00000071	PRO-CONSTRUCTION & RENOVATION LLC		25.00	.00
					25.00	
					\$25.00	
						25.00
WATER FEE - WATER FEE						
Date	Transaction Type	Permit Number	Issued To		Amount	
09/10/2024	Payment Monies Received	2024-00000073	WIESE PLUMBING & HEATING		25.00	.00
					25.00	
					\$25.00	
						25.00
Permit Type ENGINEERING RES-ENGINEERING RESIDENTIAL Totals						
					\$90.00	\$0.00
						\$90.00
Permit Type EXISTING COMM-EXISTING COMMERCIAL						
PLAN REVIEW <=3 - Plan Review for 3 or Less Reviews						
Date	Transaction Type	Permit Number	Issued To		Amount	
09/10/2024	Payment Monies Received	2024-00000388	M BERTRAM BUILDERS INC		378.00	.00
09/16/2024	Payment Monies Received	2024-00000464	AMPCO ROOFING		105.00	
09/18/2024	Payment Monies Received	2024-00000380	CHUCK CROWDER DESIGN/BUILD		147.00	
					126.00	
					\$378.00	
						378.00
Permit Type EXISTING MULTIFM-EXISTING MULTIFAMILY						
3% BBS - 3% BBS						
Date	Transaction Type	Permit Number	Issued To		Amount	
09/23/2024	Payment Monies Received	2024-00000646	RPI CONSTRUCTION		6.00	.00
					6.00	
					\$6.00	
						6.00
Permit Type EXISTING COMM-EXISTING COMMERCIAL Totals						
					\$378.00	\$0.00
						\$378.00
CRES-BLDG REPAIR - Commercial Residential Building Repair/Remodel						
Date	Transaction Type	Permit Number	Issued To		Amount	
09/23/2024	Payment Monies Received	2024-00000646	RPI CONSTRUCTION		200.00	.00
					200.00	
					\$200.00	
						200.00
Permit Type EXISTING MULTIFM-EXISTING MULTIFAMILY Totals						
					\$206.00	\$0.00
						\$206.00
Permit Type EXISTING RES-EXISTING RESIDENTIAL						
1% BBS - 1% BBS						
Date	Transaction Type	Permit Number	Issued To		Amount	
09/03/2024	Payment Monies Received	2024-00000477	FREEDOM FOREVER OHIO LLC		9.36	.50
09/03/2024	Payment Monies Received	2024-00000595	PIONEER BASEMENT WATERPROOFING		.50	.50
09/03/2024	Payment Monies Received	2024-00000598	PIONEER BASEMENT WATERPROOFING		.50	.50
09/03/2024	Payment Monies Received	2024-00000599	ENGINEERED CONSTRUCTION		.50	.50
09/05/2024	Payment Monies Received	2024-00000603	OHIO STATE HOME SERVICES		.50	.50
09/05/2024	Payment Monies Received	2024-00000604	GROUNDWORKS OHIO LLC		.50	.50
09/10/2024	Payment Monies Received	2024-00000606	ATLAS CARPENTRY LLC		.50	.50
09/16/2024	Payment Monies Received	2024-00000480	YELLOWLITE		.50	.50

Permit Revenue Report

Payment Date Range 09/01/24 - 09/30/24

Detail Listing

Fee Code	Fee Type	Billing Transactions	Adjustment Transactions	Amount Billed	Adjustments	Net Billed
Permit Type EXISTING RES-EXISTING RESIDENTIAL						
1% BBS - 1% BBS						
Date	Transaction Type	Permit Number	Issued To	Amount	Amount	
09/16/2024	Payment Monies Received	2024-00000621	GRIDIRON GUYS LLC	9.36	.00	9.36
09/18/2024	Payment Monies Received	2023-00000747	SUSAN MORRISON		.50	
09/18/2024	Payment Monies Received	2024-00000627	CAT CONSTRUCTION SERVICES		.60	
09/23/2024	Payment Monies Received	2024-00000373	SEAN T CULLEN		.50	
09/23/2024	Payment Monies Received	2024-00000626	RUBBER CITY PAINTING AND CONSTRUCTION CO		.50	
09/23/2024	Payment Monies Received	2024-00000632	AMERICAN PATIO ROOMS		.76	
09/23/2024	Payment Monies Received	2024-00000637	GROUNDWORKS OHIO LLC		.50	
09/23/2024	Payment Monies Received	2024-00000641	SERGEANT'S HOME IMPROVEMENTS		.50	
09/23/2024	Payment Monies Received	2024-00000642	SERGEANT'S HOME IMPROVEMENTS		.50	
09/23/2024	Payment Monies Received	2024-00000644	OHIO STATE HOME SERVICES		.50	
					\$9.36	
PENALTY FEES - PENALTY FEES						
Date	Transaction Type	Permit Number	Issued To	Amount	Amount	
09/23/2024	Payment Monies Received	2024-00000626	RUBBER CITY PAINTING AND CONSTRUCTION CO	50.00	.00	50.00
					50.00	
					\$50.00	
PLAN REVIEW <=3 - Plan Review for 3 or Less Reviews						
Date	Transaction Type	Permit Number	Issued To	Amount	Amount	
09/03/2024	Payment Monies Received	2024-00000477	FREEDOM FOREVER OHIO LLC	672.00	.00	672.00
09/16/2024	Payment Monies Received	2024-00000480	YELLOWLITE		126.00	
09/16/2024	Payment Monies Received	2024-00000480	YELLOWLITE		84.00	
09/23/2024	Payment Monies Received	2024-00000373	SEAN T CULLEN		84.00	
09/23/2024	Payment Monies Received	2024-00000373	SEAN T CULLEN		168.00	
					210.00	
					\$672.00	
RES-BUILD ADD 1 - Residential Building Addition- Single Family						
Date	Transaction Type	Permit Number	Issued To	Amount	Amount	
09/18/2024	Payment Monies Received	2023-00000747	SUSAN MORRISON	136.00	.00	136.00
09/23/2024	Payment Monies Received	2024-00000632	AMERICAN PATIO ROOMS		59.60	
					76.40	
					\$136.00	
RES-BUILD REPAIR - Residential Building Remodel/Repair						
Date	Transaction Type	Permit Number	Issued To	Amount	Amount	
09/03/2024	Payment Monies Received	2024-00000477	FREEDOM FOREVER OHIO LLC	800.00	.00	800.00
09/03/2024	Payment Monies Received	2024-00000595	PIONEER BASEMENT WATERPROOFING		50.00	
09/03/2024	Payment Monies Received	2024-00000598	PIONEER BASEMENT WATERPROOFING		50.00	
09/03/2024	Payment Monies Received	2024-00000599	ENGINEERED CONSTRUCTION		50.00	
09/05/2024	Payment Monies Received	2024-00000603	OHIO STATE HOME SERVICES		50.00	

Permit Revenue Report

Payment Date Range 09/01/24 - 09/30/24

Detail Listing

Fee Code	Fee Type	Billing Transactions	Adjustment Transactions	Amount Billed	Adjustments	Net Billed
Permit Type EXISTING RES-EXISTING RESIDENTIAL						
RES-BUILD REPAIR - Residential Building Remodel/Repair						
<i>Date</i>	<i>Transaction Type</i>	<i>Permit Number</i>	<i>Issued To</i>		<i>Amount</i>	
09/05/2024	Payment Monies Received	2024-00000604	GROUNDWORKS OHIO LLC	800.00	50.00	800.00
09/10/2024	Payment Monies Received	2024-00000606	ATLAS CARPENTRY LLC		50.00	
09/16/2024	Payment Monies Received	2024-00000480	YELLOWLITE		50.00	
09/16/2024	Payment Monies Received	2024-00000621	GRIDIRON GUYS LLC		50.00	
09/18/2024	Payment Monies Received	2024-00000627	CAT CONSTRUCTION SERVICES		50.00	
09/23/2024	Payment Monies Received	2024-00000373	SEAN T CULLEN		50.00	
09/23/2024	Payment Monies Received	2024-00000626	RUBBER CITY PAINTING AND CONSTRUCTION CO		50.00	
09/23/2024	Payment Monies Received	2024-00000637	GROUNDWORKS OHIO LLC		50.00	
09/23/2024	Payment Monies Received	2024-00000641	SERGEANT'S HOME IMPROVEMENTS		50.00	
09/23/2024	Payment Monies Received	2024-00000642	SERGEANT'S HOME IMPROVEMENTS		50.00	
09/23/2024	Payment Monies Received	2024-00000644	OHIO STATE HOME SERVICES		50.00	
						\$800.00
Permit Type EXISTING RES-EXISTING RESIDENTIAL Totals						
		42	0	\$1,667.36	\$0.00	\$1,667.36
Permit Type FIRE ALARM-FIRE ALARM						
3% BBS - 3% BBS						
<i>Date</i>	<i>Transaction Type</i>	<i>Permit Number</i>	<i>Issued To</i>		<i>Amount</i>	
09/05/2024	Payment Monies Received	2024-00000525	PALADIN PROTECTIVE SYSTEMS, INC	3.30	3.30	3.30
						\$3.30
COM-SUPR SYS RPR - Commercial Suppression Systems Repair/Remodel						
<i>Date</i>	<i>Transaction Type</i>	<i>Permit Number</i>	<i>Issued To</i>		<i>Amount</i>	
09/05/2024	Payment Monies Received	2024-00000525	PALADIN PROTECTIVE SYSTEMS, INC	110.00	110.00	110.00
						\$110.00
FIRE-REVIEW INSP - FIRE DEPT REVIEW & INSPECTION						
<i>Date</i>	<i>Transaction Type</i>	<i>Permit Number</i>	<i>Issued To</i>		<i>Amount</i>	
09/05/2024	Payment Monies Received	2024-00000525	PALADIN PROTECTIVE SYSTEMS, INC	100.00	100.00	100.00
						\$100.00
PLAN REVIEW <=3 - Plan Review for 3 or Less Reviews						
<i>Date</i>	<i>Transaction Type</i>	<i>Permit Number</i>	<i>Issued To</i>		<i>Amount</i>	
09/05/2024	Payment Monies Received	2024-00000525	PALADIN PROTECTIVE SYSTEMS, INC	189.00	105.00	189.00
09/05/2024	Payment Monies Received	2024-00000525	PALADIN PROTECTIVE SYSTEMS, INC		84.00	
						\$189.00
Permit Type FIRE ALARM-FIRE ALARM Totals				5	0	\$402.30
						\$0.00
						\$402.30

Permit Revenue Report

Payment Date Range 09/01/24 - 09/30/24

Detail Listing

Fee Code	Fee Type	Billing Transactions	Adjustment Transactions	Amount Billed	Adjustments	Net Billed
Permit Type HVAC COMM-HVAC COMMERCIAL						
3% BBS - 3% BBS						
Date	Transaction Type	Permit Number	Issued To		Amount	
09/05/2024	Payment Monies Received	2024-00000601	TEMPERATURE CONTROL MAINTENANCE OF OHIO LLC	4	7.50	7.50
09/10/2024	Payment Monies Received	2024-00000609	BRANDON HEATING & AIR CONDITIONING		1.50	
09/10/2024	Payment Monies Received	2024-00000612	BRANDON HEATING & AIR CONDITIONING		1.50	
09/23/2024	Payment Monies Received	2024-00000613	WEATHERMIZER INC		3.00	
					\$7.50	
COM-HVAC REPLACE - Commercial HVAC Replacement						
Date	Transaction Type	Permit Number	Issued To	4	250.00	250.00
09/05/2024	Payment Monies Received	2024-00000601	TEMPERATURE CONTROL MAINTENANCE OF OHIO LLC		50.00	
09/10/2024	Payment Monies Received	2024-00000609	BRANDON HEATING & AIR CONDITIONING		50.00	
09/10/2024	Payment Monies Received	2024-00000612	BRANDON HEATING & AIR CONDITIONING		50.00	
09/23/2024	Payment Monies Received	2024-00000613	WEATHERMIZER INC		100.00	
					\$250.00	
Permit Type HVAC COMM-HVAC COMMERCIAL Totals						
				8	\$257.50	\$257.50
Permit Type HVAC RES-HVAC RESIDENTIAL						
1% BBS - 1% BBS						
Date	Transaction Type	Permit Number	Issued To	6	3.60	3.60
09/03/2024	Payment Monies Received	2024-00000592	APOLLO HEATING & COOLING		.35	
09/05/2024	Payment Monies Received	2024-00000602	HEARTLAND HOME SERVICES INC		.35	
09/10/2024	Payment Monies Received	2024-00000588	HEARTLAND HOME SERVICES INC		.70	
09/10/2024	Payment Monies Received	2024-00000616	APOLLO HEATING & COOLING		.35	
09/10/2024	Payment Monies Received	2024-00000619	HEARTLAND HOME SERVICES INC		1.00	
09/18/2024	Payment Monies Received	2024-00000623	HEARTLAND HOME SERVICES INC		.85	
					\$3.60	
RES-HVAC OWN RPL - Residential HVAC Owner Occupied Replacement						
Date	Transaction Type	Permit Number	Issued To	5	210.00	210.00
09/03/2024	Payment Monies Received	2024-00000592	APOLLO HEATING & COOLING		35.00	
09/05/2024	Payment Monies Received	2024-00000602	HEARTLAND HOME SERVICES INC		35.00	
09/10/2024	Payment Monies Received	2024-00000588	HEARTLAND HOME SERVICES INC		70.00	
09/10/2024	Payment Monies Received	2024-00000616	APOLLO HEATING & COOLING		35.00	
09/18/2024	Payment Monies Received	2024-00000623	HEARTLAND HOME SERVICES INC		35.00	
					\$210.00	
RES-HVAC REPAIR - Residential HVAC Repair/Remodel						
Date	Transaction Type	Permit Number	Issued To	2	150.00	150.00
09/10/2024	Payment Monies Received	2024-00000619	HEARTLAND HOME SERVICES INC		100.00	
					.00	

Permit Revenue Report

Payment Date Range 09/01/24 - 09/30/24

Detail Listing

Fee Code	Fee Type	Billing Transactions	Adjustment Transactions	Amount Billed	Adjustments	Net Billed
Permit Type HVAC RES-HVAC RESIDENTIAL						
RES-HVAC REPAIR - Residential HVAC Repair/Remodel						
<i>Date</i>	<i>Transaction Type</i>	<i>Permit Number</i>	<i>Issued To</i>		<i>Amount</i>	
09/18/2024	Payment Monies Received	2024-00000623	HEARTLAND HOME SERVICES INC		150.00	.00
					50.00	
					\$150.00	
Permit Type HVAC RES-HVAC RESIDENTIAL Totals						
		13	0	\$363.60	\$0.00	\$363.60
Permit Type NEW COMM-NEW COMMERCIAL						
PLAN REVIEW <=3 - Plan Review for 3 or Less Reviews						
<i>Date</i>	<i>Transaction Type</i>	<i>Permit Number</i>	<i>Issued To</i>		<i>Amount</i>	
09/23/2024	Payment Monies Received	2024-00000157	RUHLIN COMPANY		189.00	.00
09/23/2024	Payment Monies Received	2024-00000157	RUHLIN COMPANY		84.00	
					105.00	
					\$189.00	
Permit Type NEW COMM-NEW COMMERCIAL Totals						
		2	0	625.00	.00	625.00
PLAN REVIEW 4+ - Plan Review for 4 or More Reviews						
<i>Date</i>	<i>Transaction Type</i>	<i>Permit Number</i>	<i>Issued To</i>		<i>Amount</i>	
09/03/2024	Payment Monies Received	2021-00000165	.		125.00	
09/23/2024	Payment Monies Received	2024-00000060	J & M BUILDERS		500.00	
					\$625.00	
Permit Type NEW COMM-NEW COMMERCIAL Totals						
		4	0	\$814.00	\$0.00	\$814.00
Permit Type NEW MULTIFM-NEW MULTIFAMILY						
PLAN REVIEW <=3 - Plan Review for 3 or Less Reviews						
<i>Date</i>	<i>Transaction Type</i>	<i>Permit Number</i>	<i>Issued To</i>		<i>Amount</i>	
09/03/2024	Payment Monies Received	2018-00000712	BEBS LTD AN OHIO LLC		543.75	.00
09/03/2024	Payment Monies Received	2018-00000712	BEBS LTD AN OHIO LLC		393.75	
					150.00	
					\$543.75	
Permit Type NEW MULTIFM-NEW MULTIFAMILY Totals						
		2	0	\$543.75	\$0.00	\$543.75
Permit Type NEW RES-NEW RESIDENTIAL						
PARKS & REC - PARKS & REC						
<i>Date</i>	<i>Transaction Type</i>	<i>Permit Number</i>	<i>Issued To</i>		<i>Amount</i>	
09/18/2024	Payment Monies Received	2023-00000903	LDA BUILDERS INC		500.00	.00
					500.00	
					\$500.00	
Permit Type NEW RES-NEW RESIDENTIAL Totals						
		1	0	\$500.00	\$0.00	\$500.00
Permit Type PC-PLANNING COMMISSION						
PC - PLANNING COMMISSION						
<i>Date</i>	<i>Transaction Type</i>	<i>Permit Number</i>	<i>Issued To</i>		<i>Amount</i>	
09/10/2024	Payment Monies Received	PC24-011	LEGACY DEVELOPMENT GROUP LLC		100.00	.00
					100.00	
					\$100.00	
Permit Type PC-PLANNING COMMISSION Totals						
		1	0	\$100.00	\$0.00	\$100.00

Permit Revenue Report

Payment Date Range 09/01/24 - 09/30/24

Detail Listing

Fee Code	Fee Type	Billing Transactions	Adjustment Transactions	Amount Billed	Adjustments	Net Billed
Permit Type PLUMB COMM-PLUMBING COMMERCIAL						
3% BBS - 3% BBS						
<i>Date</i>	<i>Transaction Type</i>	<i>Permit Number</i>	<i>Issued To</i>		<i>Amount</i>	
09/03/2024	Payment Monies Received	2024-00000586	KLINE & KAVALI	0	1.50	
09/10/2024	Payment Monies Received	2024-00000428	H JACKS PLUMBING AND HEATING		1.50	
					<u>\$3.00</u>	3.00
COM-PLUMB REPLAC - Commercial Plumbing Replacement						
<i>Date</i>	<i>Transaction Type</i>	<i>Permit Number</i>	<i>Issued To</i>		<i>Amount</i>	
09/03/2024	Payment Monies Received	2024-00000586	KLINE & KAVALI	0	50.00	
09/10/2024	Payment Monies Received	2024-00000428	H JACKS PLUMBING AND HEATING		50.00	
					<u>\$100.00</u>	100.00
Permit Type PLUMB COMM-PLUMBING COMMERCIAL Totals						
		4	0	\$103.00	\$0.00	\$103.00
Permit Type PLUMB RES-PLUMBING RESIDENTIAL						
1% BBS - 1% BBS						
<i>Date</i>	<i>Transaction Type</i>	<i>Permit Number</i>	<i>Issued To</i>		<i>Amount</i>	
09/10/2024	Payment Monies Received	2024-00000587	HEARTLAND HOME SERVICES INC	8	.35	
09/10/2024	Payment Monies Received	2024-00000593	BELKNAP PLUMBING	0	.50	
09/10/2024	Payment Monies Received	2024-00000615	THE HVAC PRO INC.		.35	
09/23/2024	Payment Monies Received	2024-00000560	WILSON PLUMBING & HEATING, INC		.50	
09/23/2024	Payment Monies Received	2024-00000570	WILSON PLUMBING & HEATING, INC		.35	
09/23/2024	Payment Monies Received	2024-00000628	BY-TOR CONTRACTING		.35	
09/23/2024	Payment Monies Received	2024-00000634	WILSON PLUMBING & HEATING, INC		.35	
09/23/2024	Payment Monies Received	2024-00000645	BY-TOR CONTRACTING		.35	
					<u>\$3.10</u>	3.10
RES-PLUMB OWN RP - Residential Plumbing Owner Occupied Replacement						
<i>Date</i>	<i>Transaction Type</i>	<i>Permit Number</i>	<i>Issued To</i>		<i>Amount</i>	
09/10/2024	Payment Monies Received	2024-00000587	HEARTLAND HOME SERVICES INC	6	35.00	
09/10/2024	Payment Monies Received	2024-00000615	THE HVAC PRO INC.	0	35.00	
09/23/2024	Payment Monies Received	2024-00000570	WILSON PLUMBING & HEATING, INC		35.00	
09/23/2024	Payment Monies Received	2024-00000628	BY-TOR CONTRACTING		35.00	
09/23/2024	Payment Monies Received	2024-00000634	WILSON PLUMBING & HEATING, INC		35.00	
09/23/2024	Payment Monies Received	2024-00000645	BY-TOR CONTRACTING		35.00	
					<u>\$210.00</u>	210.00
RES-PLUMB REPAIR - Residential Plumbing Repair/Remodel						
<i>Date</i>	<i>Transaction Type</i>	<i>Permit Number</i>	<i>Issued To</i>		<i>Amount</i>	
09/10/2024	Payment Monies Received	2024-00000593	BELKNAP PLUMBING	2	50.00	
09/23/2024	Payment Monies Received	2024-00000560	WILSON PLUMBING & HEATING, INC	0	50.00	
					<u>\$100.00</u>	100.00

Permit Revenue Report

Payment Date Range 09/01/24 - 09/30/24

Detail Listing

Fee Code	Fee Type	Billing Transactions	Adjustment Transactions	Amount Billed	Adjustments	Net Billed
Permit Type PLUMB RES-PLUMBING RESIDENTIAL W-METR (3/4NO-BF - WATER METER 3/4" NO BACKFLOW						
<i>Date</i>	<i>Transaction Type</i>	<i>Permit Number</i>	<i>Issued To</i>		<i>Amount</i>	
09/10/2024	Payment Monies Received	2024-00000057	HERSHBERGER'S PLUMBING		354.00	.00
					354.00	
					\$354.00	
						354.00
Permit Type PLUMB RES-PLUMBING RESIDENTIAL Totals						
		17	0	\$667.10	\$0.00	\$667.10
Permit Type SIGN/AWNINGS-SIGN/AWNINGS 3% BBS - 3% BBS						
<i>Date</i>	<i>Transaction Type</i>	<i>Permit Number</i>	<i>Issued To</i>		<i>Amount</i>	
09/10/2024	Payment Monies Received	2024-00000514	ALLSIGNS & DESIGNS		1.50	.00
					1.50	
					\$1.50	
						1.50
Permit Type SIGN/AWNINGS-SIGN/AWNINGS Totals						
		1	0	50.00	.00	50.00
COM-SIGN/AWN/CAN - Bldg Commercial Signs Awnings Canopies						
<i>Date</i>	<i>Transaction Type</i>	<i>Permit Number</i>	<i>Issued To</i>		<i>Amount</i>	
09/10/2024	Payment Monies Received	2024-00000514	ALLSIGNS & DESIGNS		50.00	
					50.00	
					\$50.00	
						400.00
COM-ZONING PSIGN - Zoning Permanent Signs						
<i>Date</i>	<i>Transaction Type</i>	<i>Permit Number</i>	<i>Issued To</i>		<i>Amount</i>	
09/10/2024	Payment Monies Received	2024-00000514	ALLSIGNS & DESIGNS		400.00	
					400.00	
					\$400.00	
						25.00
COM-ZONING TSIGN - Zoning Temporary Signs						
<i>Date</i>	<i>Transaction Type</i>	<i>Permit Number</i>	<i>Issued To</i>		<i>Amount</i>	
09/05/2024	Payment Monies Received	2024-00000600	EMK CONSTRUCTION LLC		25.00	
					25.00	
					\$25.00	
						.00
						25.00
PLAN REVIEW <=3 - Plan Review for 3 or Less Reviews						
<i>Date</i>	<i>Transaction Type</i>	<i>Permit Number</i>	<i>Issued To</i>		<i>Amount</i>	
09/10/2024	Payment Monies Received	2024-00000514	ALLSIGNS & DESIGNS		84.00	
					84.00	
					\$84.00	
						.00
						84.00
Permit Type SIGN/AWNINGS-SIGN/AWNINGS Totals						
		5	0	\$560.50	\$0.00	\$560.50
Permit Type SUBDIVISION-SUBDIVISION MIN SUB PLAT - MINOR SUBDIVISION PLAT						
<i>Date</i>	<i>Transaction Type</i>	<i>Permit Number</i>	<i>Issued To</i>		<i>Amount</i>	
09/05/2024	Payment Monies Received	2024-00000070	KLABEN PROPERTY MANAGEMENT LLC		90.00	.00
09/16/2024	Payment Monies Received	2024-00000074	PORTAGE HEALTH NETWORK LLC		30.00	
09/23/2024	Payment Monies Received	2024-00000075	RICHARD J & LAURA L MAYDAK		30.00	
					\$90.00	
						90.00
Permit Type SUBDIVISION-SUBDIVISION Totals						
		3	0	\$90.00	\$0.00	\$90.00

Permit Revenue Report

Payment Date Range 09/01/24 - 09/30/24

Detail Listing

Fee Code	Fee Type	Transactions	Billing Transactions	Adjustment Transactions	Amount Billed	Adjustments	Net Billed
Permit Type ZONING-ZONING							
RES-ZONING - Residential Zoning Fence Pool Etc							
Date	Transaction Type	Permit Number	Issued To		Amount	Amount	
09/03/2024	Payment Monies Received	2024-00000596	R & T FENCE CO.		75.00	25.00	75.00
09/10/2024	Payment Monies Received	2024-00000607	R E CONNORS CONSTRUCTION LTD			25.00	
09/10/2024	Payment Monies Received	2024-00000614	R & T FENCE CO.			25.00	
						\$75.00	
RES-ZONING ADD - Residential Zoning Addition							
Date	Transaction Type	Permit Number	Issued To		Amount	Amount	
09/10/2024	Payment Monies Received	2024-00000605	ATLAS CARPENTRY LLC		75.00	25.00	75.00
09/18/2024	Payment Monies Received	2023-00000746	SUSAN MORRISON			25.00	
09/23/2024	Payment Monies Received	2024-00000633	AMERICAN PATIO ROOMS			25.00	
						\$75.00	
Permit Type ZONING-ZONING Totals					6	0	\$150.00
Grand Totals					154	0	\$10,379.86
							\$0.00
							\$10,379.86

City of Kent
Case by Inspector Report

Date Type: Open Date
From Date: 09/01/2024 - To Date: 09/30/2024

Case Type	Case Number	Status/Priority	Description	Case Date	Resolution Date	Open Period In Days	Reported By	Location
Inspector: Paul Bauer	TRASH-DEBRIS 2024-00000815	Active	mattresses side of house	09/05/2024		27	Paul J. Bauer	337 SUMMIT ST KENT, OH 44240
	PROPERTY MAINTENANCE 2024-00000824	Active	repair/remove chain link fence, paint	09/06/2024		26	Kasha Legaza	221 SHERMAN ST KENT, OH 44240
	ZONING-ROOMING HOUSE 2024-00000848	Active	rooming house violation	09/18/2024		14	Paul J. Bauer	428 Fleeter Ct
	ZONING-ROOMING HOUSE 2024-00000849	Active	4 unrelated	09/18/2024		14	Paul J. Bauer	1635 OLYMPUS DR KENT, OH 44240
	ZONING-ROOMING HOUSE 2024-00000850	Active	4 unrelated	09/18/2024		14	Paul J. Bauer	1637 OLYMPUS DR KENT, OH 44240
	UNSHELTERED STORAGE-VEHICLE 2024-00000861	Active	blk Altima disabled, exp tags, white Honda exp tags, old tire	09/25/2024		7	Walter Panton	627 EMICH DR KENT, OH 44240
	PARKING IN YARD 2024-00000874	Active	vehicles in lot	09/30/2024		2	Robin G. Turner	352 W ELM ST KENT, OH 44240
Paul Bauer Totals:		7 Case(s)						
Inspector: Kevin L. Shaffer	ZONING-ROOMING HOUSE 2024-00000821	Active	3 Unrelated in R-3	09/06/2024		26	Kevin L. Shaffer	952 S LINCOLN ST KENT, OH 44240
	BUILDING CODE 2024-00000822	Active	Steps on front of house without permit	09/06/2024		26	Kevin L. Shaffer	217 HARRIS ST KENT, OH 44240
	BUILDING CODE 2024-00000826	Active	Deckstairs w/o permit (Rear)	09/09/2024		23	Kevin L. Shaffer	134 SUMMIT ST KENT, OH 44240
	TRASH-DEBRIS 2024-00000841	Active	Couch, sofa, loveseat on tree lawn	09/12/2024		20	Kevin L. Shaffer	215 BOWMAN DR KENT, OH 44240
	BUILDING CODE 2024-00000842	Active	Awning in disrepair	09/12/2024		20	Anonymous caller	141 S WATER ST KENT, OH 44240
	TRASH-DEBRIS 2024-00000853	Active	Couch on tree lawn	09/18/2024		14	Kevin L. Shaffer	521 N WATER ST KENT, OH 44240

City of Kent
Case by Inspector Report

Date Type: Open Date
From Date: 09/01/2024 - To Date: 09/30/2024

Case Type	Case Number	Status/Priority	Description	Case Date	Resolution Date	Open Period In Days	Reported By	Location
UPHOLSTERED FURNITURE OUTDOORS	2024-00000854	Active	Couch on porch	09/18/2024		14	Kevin L. Shaffer	121 E WILLIAMS ST KENT, OH 44240
TRASH-DEBRIS	2024-00000858	Active	Mattress & bed frame on tree lawn	09/19/2024		13	Kevin L. Shaffer	1279 CAROL DR KENT, OH 44240
PROPERTY MAINTENANCE	2024-00000866	Active	Soffit falling from east and west side of house	09/25/2024		7	Kevin L. Shaffer	462 NEEDHAM KENT, OH 44240
TRASH-DEBRIS	2024-00000867	Active	Couch, mattresses, computer desk outside of dumpster enclosure	09/25/2024		7	Kevin L. Shaffer	1040 ANNA AVE KENT, OH 44240
BUILDING CODE	2024-00000869	Active	Porch replacement without permit	09/26/2024		6	Kevin L. Shaffer	219 S MANTUA ST KENT, OH 44240
BUILDING CODE	2024-00000870	Active	Front porch without permit	09/26/2024		6	Kevin L. Shaffer	1061 MEREDITH ST KENT, OH 44240
Kevin L. Shaffer Totals:		12 Case(s)						
Grand Totals :		19 Case(s)						