

ORDINANCE NO. 2025 - 088

AN ORDINANCE AMENDING ORDINANCE NO. 2024-131, THE CURRENT APPROPRIATION ORDINANCE, PASSED DECEMBER 18, 2024; SO AS TO ADJUST APPROPRIATIONS, TRANSFERS AND ADVANCES FROM THE VARIOUS FUNDS OF THE CITY OF KENT TO INDIVIDUAL ACCOUNTS FOR THE CURRENT EXPENSES OF THE CITY FOR THE FISCAL YEAR ENDING DECEMBER 31, 2025; AND DECLARING AN EMERGENCY.

WHEREAS, it is necessary to amend current appropriations, transfers and advances for the expenses and other expenditures for the City of Kent, Ohio, for the fiscal year ending December 31, 2025.


NOW, THEREFORE, BE IT ORDAINED by the Council of the City of Kent, Portage County, Ohio:

SECTION 1. That the current appropriations Ordinance No. 2024-131 passed December 18, 2024, as amended by Ordinance No. 2025-12, passed 2/19/25, as amended by Ordinance No. 2025-25, passed 4/16/25, as amended by Ordinance No. 2025-38, passed May 21, 2025, as amended by Ordinance No. 2025-75, passed August 20, 2025 be amended as set forth in Exhibit "A", attached hereto and incorporated herein, so as to increase appropriations in Fund 001, General; Fund 106, Parks & Rec; Fund 110, Health Dept; Fund 138, ARPA; Fund 202, Sewer; and Fund 301, Capital Improvements; and Declaring an Emergency.


SECTION 2. That it is found and determined that all formal actions of this Council concerning and relating to the adoption of this Ordinance were adopted in an open meeting of this Council and that all deliberations of this Council, and of any of its committees that resulted in such formation action, were in meetings open to the public in compliance with all legal requirements of Section 121.22 of the Ohio Revised Code.

SECTION 3. That this Ordinance is hereby declared to be an emergency measure necessary for the immediate preservation of the public peace, health, safety, and welfare of the residents of this City, for which reason and other reason manifest to this Council this Ordinance is hereby declared to be an emergency measure and shall take effect and be in force immediately after passage.

PASSED: 9/17/25
Date


Jerry T. Fiala
Mayor and President of Council

EFFECTIVE: 9/17/25
Date

ATTEST: 
Kathleen Coleman
Clerk of Council

I, KATHLEEN COLEMAN, CLERK OF COUNCIL FOR THE CITY OF KENT, COUNTY OF PORTAGE, AND STATE OF OHIO, AND IN WHOSE CUSTODY THE ORIGINAL FILES AND RECORDS OF SAID COUNCIL ARE REQUIRED TO BE KEPT BY THE LAWS OF THE STATE OF OHIO, HEREBY CERTIFY THAT THE FOREGOING IS A TRUE AND EXACT COPY OF ORDINANCE No. 2025-088, ADOPTED BY THE COUNCIL OF THE CITY OF KENT ON September 17, 2025.

(SEAL)



KATHLEEN COLEMAN
CLERK OF COUNCIL

Exhibit A

2025 ORIGINAL APPROPRIATIONS

<u>Fund - Department/Division</u>	<u>Personnel & Benefits</u>	<u>Other than Personnel & Benefits</u>	<u>Capital</u>	<u>Reserve/Debt Service</u>	<u>Contingency</u>	<u>Fund & Department Total</u>
<u>General Fund (001)</u>						
City Council	\$ 232,425	\$ 81,695	\$ -	\$ -	\$ -	\$ 314,120
Mayor	13,725	3,400				17,125
Community Support		122,000				122,000
City Manager	398,785	70,597				469,382
Community Engagement	114,375	43,800				158,175
Information Technology	304,930	639,165				944,095
Urban Renewal		125,100				125,100
Human Resources	134,680	26,932				161,612
Law	376,840	121,743				498,583
Budget & Finance	562,980	209,625				772,605
Community Development	710,100	263,678				973,778
Economic Development	145,445	33,830				179,275
Public Parking		90,600				90,600
Main Street Program		75,600				75,600
Service Administration	171,410	451,809				623,219
Shade Tree		132,180	20,000			152,180
Sustainability	109,090	27,500				136,590
Building	380,830	88,655				469,485
Land banking		5,000				5,000
Engineering	286,530	181,476				468,006
Miscellaneous & Sundry		470,250				470,250
Contingency					100,000	100,000
Fund Total	3,942,145	3,264,635	20,000	-	100,000	7,326,780
<u>West Side Fire (101)</u>						
Fire	213,185	38,800				251,985
Fund Total	213,185	38,800	-	-	-	251,985
<u>Street Construction Maintenance & Repair (102)</u>						
Service	1,447,610	1,219,764				2,667,374
Contingency					25,000	25,000
Fund Total	1,447,610	1,219,764	-	-	25,000	2,692,374
<u>State Highway (103)</u>						
Service		100,000				100,000
Fund Total	-	100,000	-	-	-	100,000
<u>Recreation (106)</u>						
Parks & Recreation	1,557,570	625,485	170,200			2,353,255
Fund Total	1,557,570	625,485	170,200	-	-	2,353,255
<u>Food Service (107)</u>						
Health	108,085	24,365	21,300			153,750
Fund Total	108,085	24,365	21,300	-	-	153,750
<u>Health Department (110)</u>						
Administration	515,125	217,105	45,334			777,564
Workforce Grant	97,045	56,750				153,795
Tobacco Grant	20,000	24,000	16,082			60,082
Other Grants	4,855	131,555				136,410
Fund Total	637,025	429,410	61,416	0	0	1,127,851

2025 ORIGINAL APPROPRIATIONS

<u>Fund - Department/Division</u>	<u>Personnel & Benefits</u>	<u>Other than Personnel & Benefits</u>	<u>Capital</u>	<u>Reserve/ Debt Service</u>	<u>Contingency</u>	<u>Fund & Department Total</u>
<u>Income Tax (116)</u>						
Budget/Finance/IncTaxAdmin	159,840	682,400				842,240
Managed Reserve				25,540		25,540
Fund Total	159,840	682,400	-	25,540	-	867,780
<u>Revolving Housing (120)</u>						
Health	159,305	21,295	21,300			201,900
Fund Total	159,305	21,295	21,300	-	-	201,900
<u>State & Local Forfeits (121)</u>						
Police						-
Fund Total	-	-	-	-	-	-
<u>Drug Law Enforcement (122)</u>						
Police		15,000				15,000
Fund Total	-	15,000	-	-	-	15,000
<u>Enforcement & Education (123)</u>						
Police		11,000				11,000
Fund Total	-	11,000	-	-	-	11,000
<u>Income Tax Safety (124)</u>						
Police	9,298,700	876,817				10,175,517
Fund Total	9,298,700	876,817	-	-	-	10,175,517
<u>Law Enforcement Trust (125)</u>						
Police						-
Fund Total	-	-	-	-	-	-
<u>Community Development Block Grant (126)</u>						
Community Development	1,155	162,275	170,000			333,430
Fund Total	1,155	162,275	170,000	-	-	333,430
<u>Fire & E.M.S. (128)</u>						
Fire	6,402,980	950,609	1,112,600			8,466,189
Fund Total	6,402,980	950,609	1,112,600	-	-	8,466,189
<u>Wireless 911 (129)</u>						
Safety		34,947				34,947
Fund Total	-	34,947	-	-	-	34,947
<u>Swimming Pool Inspections (130)</u>						
Health	8,410	3,450	13,034			24,894
Fund Total	8,410	3,450	13,034	-	-	24,894
<u>Police Pension (132)</u>						
Police	160,000					160,000
Fund Total	160,000	-	-	-	-	160,000
<u>Fire Pension (133)</u>						
Fire	160,000					160,000
Fund Total	160,000	-	-	-	-	160,000

2025 ORIGINAL APPROPRIATIONS

<u>Fund - Department/Division</u>	<u>Personnel & Benefits</u>	<u>Other than Personnel & Benefits</u>	<u>Capital</u>	<u>Reserve/ Debt Service</u>	<u>Contingency</u>	<u>Fund & Department Total</u>
<u>UDAG / EDA-RLF (134)</u>						
City Manager/C.D.		50,000				50,000
Fund Total	-	50,000	-	-	-	50,000
<u>CHIP Grant (136)</u>						
City Manager/C.D.		75,000				75,000
Fund Total	-	75,000	-	-	-	75,000
<u>Local American Rescue Plan Act (138)</u>						
ARPA			560,609			560,609
Fund Total	-	-	560,609	-	-	560,609
<u>Water (201)</u>						
Service	2,146,095	1,285,099	3,025,000			6,456,194
Service (Capital Facilities)			797,056			797,056
Admin. Support	512,850	211,664	142,500			867,014
Budget & Finance (Debt)				124,204		124,204
Contingency					50,000	50,000
Fund Total	2,658,945	1,496,763	3,964,556	124,204	50,000	8,294,468
<u>Sewer (202)</u>						
Service	1,905,950	1,111,390	1,828,877			4,846,217
Service (Capital Facilities)			978,215			978,215
Admin. Support	438,290	144,764	63,300			646,354
Budget & Finance (Debt)				157,522		157,522
Contingency					50,000	50,000
Fund Total	2,344,240	1,256,154	2,870,392	157,522	50,000	6,678,308
<u>Utility Billing (204)</u>						
Budget & Finance		126,140				126,140
Fund Total	-	126,140	-	-	-	126,140
<u>Solid Waste (205)</u>						
Admin Support	49,630	177,494				227,124
Service	435,555	41,100	70,000			546,655
Fund Total	485,185	218,594	70,000	-	-	773,779
<u>Storm Water Utility (208)</u>						
Service	437,355	63,550	260,000			760,905
Service (Capital Facilities)			1,775,000			1,775,000
Admin. Support	319,320	89,960	4,800			414,080
Budget & Finance (Debt)				13,346		13,346
Fund Total	756,675	153,510	2,039,800	13,346	-	2,963,331

2025 ORIGINAL APPROPRIATIONS

<u>Fund - Department/Division</u>	<u>Personnel & Benefits</u>	<u>Other than Personnel & Benefits</u>	<u>Capital</u>	<u>Reserve/ Debt Service</u>	<u>Contingency</u>	<u>Fund & Department Total</u>
<u>Guaranteed Deposits (230)</u>						
Budget & Finance		1,000				1,000
Fund Total	-	1,000	-	-	-	1,000
<u>Capital Projects (301)</u>						
Safety			175,000			175,000
Service			881,000			881,000
Service (Capital Facilities)		225	28,946,360			28,946,585
Administrative	286,530	50,000	90,400			426,930
Budget & Finance (Debt)				73,155		73,155
New City Hall (Debt)				456,520		456,520
Contingency					25,000	25,000
Fund Total	286,530	50,225	30,092,760	529,675	25,000	30,984,190
<u>Municipal Public Improvement Tax Increment Equivalent (302)</u>						
Service (Capital Facilities)						-
Budget & Finance (Debt)				419,685		419,685
Fund Total	-	-	-	419,685	-	419,685
<u>Police Facility (303)</u>						
Safety (Capital Facilities)		66,000	30,000			96,000
Budget & Finance (Debt)				1,030,260		1,030,260
Fund Total	-	66,000	30,000	1,030,260	-	1,126,260
<u>Internal Service (807)</u>						
Health Insurance		4,410,000				4,410,000
Fund Total	-	4,410,000	-	-	-	4,410,000
Total Appropriations	\$ 30,787,585	\$ 16,363,638	\$ 41,217,967	\$ 2,300,232	\$ 250,000	\$ 90,919,422
Original Appropriations	\$ 30,581,585	\$ 15,669,465	\$ 31,219,700	\$ 2,300,232	\$ 250,000	\$ 80,020,982
Amendment #1	246,000	199,194	4,511,508	-	-	4,956,702
Amendment #2	-	54,665	3,830,100	-	-	3,884,765
Amendment #3	-	149,417	-	-	-	149,417
Amendment #4	(40,000)	251,897	399,659	-	-	611,556
Amendment #5	-	39,000	1,257,000	-	-	1,296,000
Amendment #6						-
Amendment #7						-
Amendment #8						-
	\$ 30,787,585	\$ 16,363,638	\$ 41,217,967	\$ 2,300,232	\$ 250,000	\$ 90,919,422

2025 ORIGINAL APPROPRIATIONS - SCHEDULE OF OPERATING TRANSFERS AND TEMPORARY ADVANCES

<u>Paying Fund</u>	<u>Original</u>	<u>Request</u>	<u>Change</u>	<u>Receiving Fund</u>
<u>Operating Transfers</u>				
Fund 116 - Income Tax	\$ 4,336,500			Fund 001 - General
Fund 116 - Income Tax	700,000			Fund 102 - St Const Maint & Repair
Fund 116 - Income Tax	4,567,280			Fund 124 - Income Tax Safety
Fund 116 - Income Tax	4,567,280			Fund 128 - Fire & E.M.S.
Fund 116 - Income Tax	3,813,280			Fund 301 - Capital Projects
Fund 116 - Income Tax	2,283,640			Fund 303 - Police Facility
Total Fund 116 Income Tax	<u>20,267,980</u>	<u>-</u>	<u>-</u>	
 Fund 201 - Water	 55,000			Fund 204 - Utility Billing
Fund 202 - Sewer	55,000			Fund 204 - Utility Billing
Fund 001 - General	700,000	800,000	100,000	Fund 110 - Health
Fund 001 - General	4,700,000			Fund 124 - Income Tax Safety
Fund 001 - General	3,700,000			Fund 128 - Fire & EMS
Subtotal - Total Operating Transfers	<u>9,210,000</u>	<u>800,000</u>	<u>100,000</u>	
 Grand Total - All Transfers	 <u>\$ 29,477,980</u>	 <u>\$ 800,000</u>	 <u>\$ 100,000</u>	